

Sixteenth Notes

Add a flag to the stem of a quarter note and it becomes an 8th note

Add a flag to the stem of an 8th note and it becomes a 16th NOTE

In $\frac{4}{4}$ time: Two 16th notes equal the duration of one 8th note. =

Four 16th notes equal the duration of one quarter note. =

In $\frac{2}{4}$, $\frac{3}{4}$ and $\frac{4}{4}$ time:

a 16th note is equal to one-quarter count.


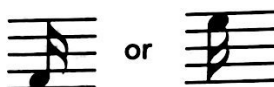
For four 16th notes, count "1 e & a" or "ti-ri ti-ri."



1 e & a 2 (e & a) 3 e & a 4 (e & a)
Ti-ri ti-ri Ta Ti-ri ti-ri Ta


16th notes can be drawn:

• with flags attached to the stems for one 16th note.




Write four 16th notes.

• or with 2 beams for two or more 16th notes.



Write two 16th notes.



Write four 16th notes.

16th notes can also be combined with 8th notes:



1 (e) & a 2 (e) & a 3 (e) & a 4 (e) & a 1 e & (a) 2 e & (a) 3 e & (a) 4 e & (a)
ti ti-ri ti ti-ri ti ti-ri ti ti-ri ti-ri ti ti-ri ti ti-ri ti ti-ri ti

Exercises

1 Add stems with flags or beams to make 16th notes as indicated.



a. Flags

b. Beams (two sets)

c. Flags

d. Beam (one set)

2 Fill in the correct number:

a. =

b. =

c. =

d. =

3 Write one note equal to the value of the notes preceding it.

a. + = _____

b. + = _____

c. + + = _____

d. + = _____

Sixteenth Rests

Add another flag to the stem of an 8th rest 7 and it becomes a 16th REST 7 .

In $\frac{4}{4}$ time: Two 16th rests equal the duration of one eighth rest. $\text{7} \text{7} = \text{7}$

Four 16th rests equal the duration of one quarter rest. $\text{7} \text{7} \text{7} \text{7} = \text{7}$

In $\frac{2}{4}$, $\frac{3}{4}$ and $\frac{4}{4}$ time:
a 16th rest 7 is equal
to one-quarter count.

1 e & a 2 e & a 3 e & a 4 e & a

A 16th rest is drawn like this 7 . Write six 16th rests.

Exercises

1 Write the counts under the following example. Clap the rhythm.

1 & 2 e & a 3 & 4 &

2 Fill in the correct number:

a. _____ 7 = 7 b. _____ 7 = 7 c. _____ 7 = 7 d. _____ 7 = 7

3 Change these 8th notes to 16th notes, then add 16th rests between them.

4 Write the counts under the notes below the staff.

1 e & a 2 &

5 Complete the measures below with the appropriate rests. Write the counts under the notes and then clap the rhythm.

1 & 2 & 3 & 4 &